

**General Instructions:**

- It is mandatory for every child to maintain the assignments given in a note book for further reference.
- The work given should be done neatly and legible handwriting.
- Let us keep ourselves engaged during the lockdown period.

**BLENDS**

A consonant blend is when two or more consonants are blended together, but each sound may be heard in the blend. For instance, the words “skirt” and “clock” start with the **blends** SK and CL.



Complete the table by writing words starting with the given blend.



<b>gr</b>	<b>grapes</b>			
<b>bl</b>	<b>black</b>			
<b>dr</b>	<b>drop</b>			
<b>fl</b>	<b>flower</b>			
<b>br</b>	<b>brick</b>			

✦ Choose the correct blank to complete the word.

dr

fr

tr

br

cr



\_\_\_og




\_\_\_uck



\_\_\_um



\_\_\_ush



\_\_\_unk



\_\_\_op



\_\_\_uit



\_\_\_ink

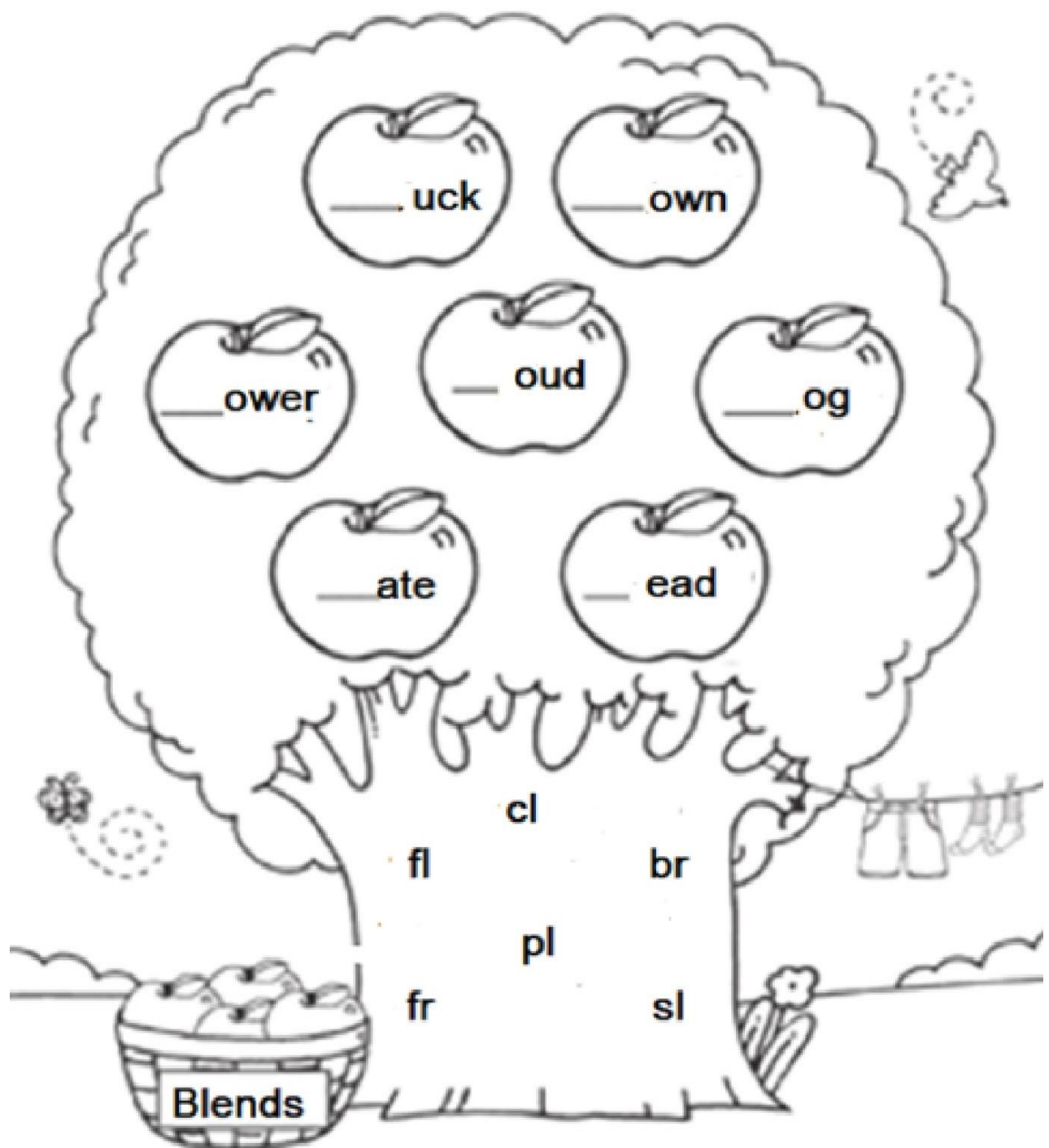


\_\_\_ab



\_\_\_ee

✦ Complete the words given in the apple with the blends given in the trunk of the tree.




## Reading Cards

Cr

### The Crazy Crab

The crazy crab has a credit card!  
The crazy crab bought a crib.  
The crazy crab bought a box  
of crayons. The crazy crab bought a pizza crust.  
The crazy crab bought a crown. Oh no! The crazy  
crab's credit card cracked! Now he cannot buy  
anything!



Gr

My granny, Gracy Grant is really great.  
She grins at me that I have grown and  
now I am in grade one. Granny has a  
green garden with lots of green  
grapes. I love my granny.

Bl

Blane likes blocks.  
He likes blue blocks.  
He likes black blocks.



He likes black blocks and blue blocks!



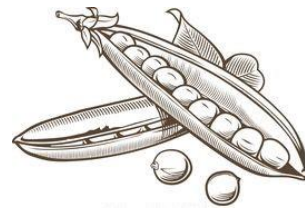

**General Instructions:**

- It is mandatory for every child to maintain the assignments given in a note book for further reference.
- The work given should be done neatly and legible handwriting.
- Let us keep ourselves engaged during the lockdown period.

**प्रश्न 1. शब्द जोड़कर लिखिए।**

1. ह + ल =
2. फ + ल =
3. म + ह + ल =
4. घ + र =
5. क + ल + म =
6. अ + द + र + क =

**प्र -रचित्र पहचानकर उनके नाम लिखिए -**



प्र -३ शब्द पर गोला लगाइये -

1. जो सब्जी नहीं है -

अदरक      अजगर      कटहल      परवल

2. जो बरतन नहीं है -

कलम      जग      कलश      थरमस

3. जो वाहन नहीं है -

रथ      बस      नल      टमटम

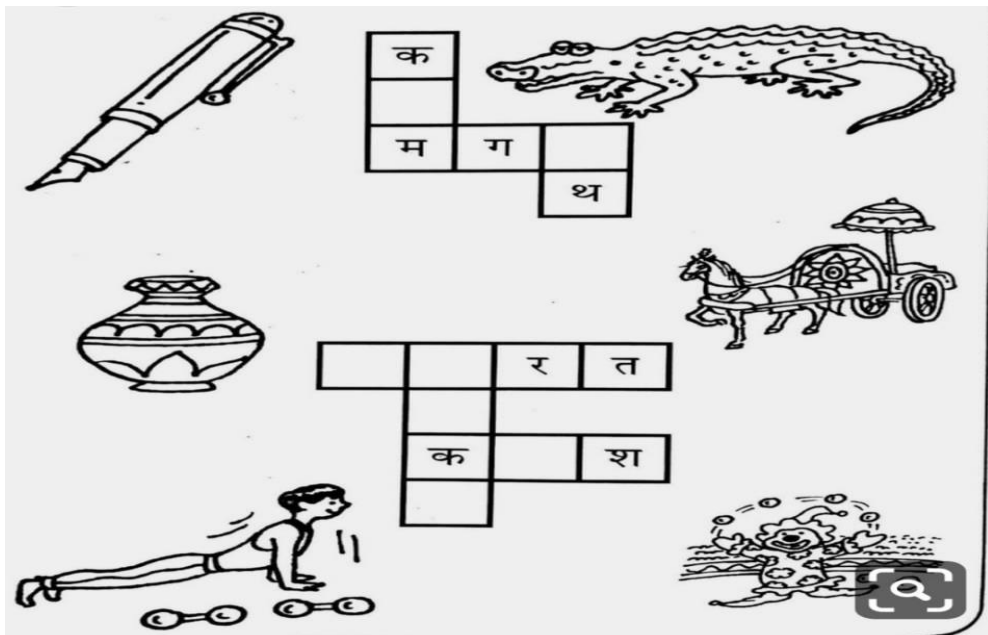
4. जिसको पी नहीं सकते -

जल      रस      शरबत      शहर

5. जिस में रह नहीं सकते -

घर      भवन      बतख      महल

प्र -४ शब्द पहेली हल करिये -






**General Instructions:**


- It is mandatory for every child to maintain the assignments given in a note book for further reference.
  - The work given should be done neatly and legible handwriting.
  - Let us keep ourselves engaged during the lockdown period.
- 

**Q-1 Write each missing number and colour the picture:**

SEQUENCE: 1, 2, 3, 4, 5, 6, 7, 8, 9, 10, 11, 12, 13, 14, 15, 16, 17, 18, 19, 20

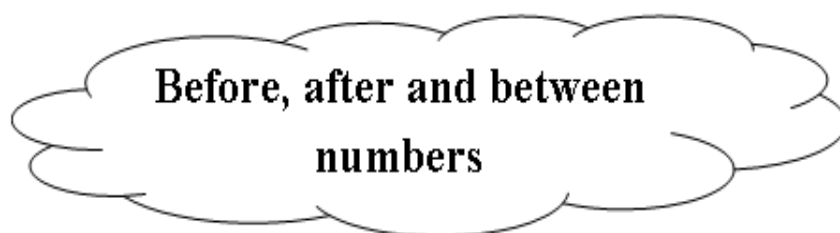


**Q2. Write the missing numbers (1-50).**



**Q3. Write missing numbers (51-100).**

51			54				58		
	62				66				70
71		73				77		79	
	82			85			88		
91		73			96		98		100





**Q4. Write the number that come before and after:**

15

16

18

5

10

9

12

3


14


11


**Q5. Write between numbers.**


 20  22

 29  31


 41  43


 45  47


 12  14


 14  16


 21  23

 16  18












 25  27

 37  39

 15  17

 27  29

**Q6. Read the number name and colour the matching numeral:**

**Q7. Spell the given number.**

2 \_\_\_\_\_

3 \_\_\_\_\_

4 \_\_\_\_\_

7 \_\_\_\_\_

5 \_\_\_\_\_

10 \_\_\_\_\_

8 \_\_\_\_\_

9 \_\_\_\_\_

**General Instructions:**


- It is mandatory for every child to maintain the assignments given in a note book for further reference.
  - The work given should be done neatly and legible handwriting.
  - Let us keep ourselves engaged during the lockdown period.
- 

**All About Cleanliness**

**“A clean place is a safe place, free from all diseases.”**

**Q1. Colour the picture according to the colour code.**

**A. Teeth are very important to your appearance. They not only make a nice smile, but they also shape your face.**



**B. Wash, wash, wash your hands and Get them very clean. Do the rub,  
do the scrub, germs are very mean.**

**Wash, wash, wash your hands, we should sing this twice. Do the rub, do the  
scrub, Being clean is nice.**



**C. Let's do a check on cleaning your room.**



**Write name of things we use for cleaning:**

1. For cleaning your teeth \_\_\_\_\_.
2. For wiping your nose \_\_\_\_\_.
3. For washing your hands \_\_\_\_\_.

**D. Let's have some fun.**

**Happy Hygiene Friends!**  
Cut and paste the hygiene words that match the picture.

			
<input type="text"/>	<input type="text"/>	<input type="text"/>	<input type="text"/>
			
<input type="text"/>	<input type="text"/>	<input type="text"/>	<input type="text"/>

mouthwash	toothpaste	soap	toothbrush
bath	hand wipes	sink	floss

## E. Things to keep in mind; Home care for people.

Wash your hands regularly with soap and water.




Avoid unnecessary exposure to the ill person and avoid sharing items.



When coughing or sneezing, cover mouth and nose with flexed elbow or use a handkerchief.



Monitor everyone's health for symptoms such as fever, cough and if difficult breathing appear.





**F. Draw any cleanliness tool of your choice.**

